



WHAT ARE THE BEHAVIOURS OF A SUCCESSFUL STUDENT?

THEY MAKE MISTAKES AND LEARNS FROM THEM.



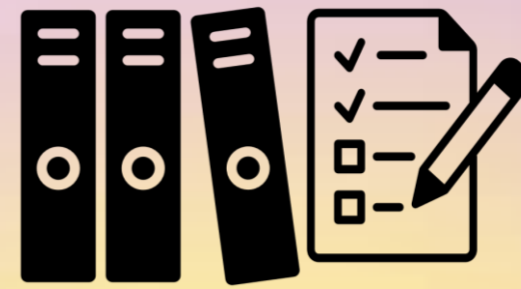
Mistakes are a vital part of the learning process. They help us to think differently and develop problem solving skills.

THEY ASK FOR HELP WHEN THEY NEED IT.



You are **NOT** alone! There are people there to help you. Asking for help doesn't show weakness or make you a bother. It shows you want to do well.

THEY ARE ORGANISED AND PRIORITISES



Organising and prioritising can help you feel in control of your learning and ensure that you meet all your deadlines.

THEY ARE PATIENT



Learning is not instantaneous; it is a process and one that is lifelong. You may not get something first time through but that doesn't mean you won't understand it ever. Give yourself time to learn

How to P.A.C.E your Revision

1 PLAN YOUR TIME

AUDIT YOUR KNOWLEDGE

3 CHECK YOUR UNDERSTANDING

EXAM PRACTICE

- Build revision into your study schedule – don't leave it until there is an in-class test or exam coming up
- Block your time into 30 → 45-minute blocks – space out your subjects.
- Interleave topics you feel confident with topics you don't.
- Identify specific tasks to complete, that you can tick or cross off.
- Write it down! Use a planner or timetable to keep track of your revision.

- Choose a topic or area you are going to focus on.
- Brain dump everything you can remember about this topic.
- Time yourself – this will keep you focused. ~15 minutes.
- Keep it all in one colour.

Example Audit Activities

- Mindmap
- Answer knowledge questions
- Online quizzing
- Retrieval clocks
- Table notes

- Use your notes, textbook and any other resources available to you to add to your audit activity – use a second colour.
- Pair and share with another student taking your course/ subject.
- See your teacher and ask specific and focused questions.

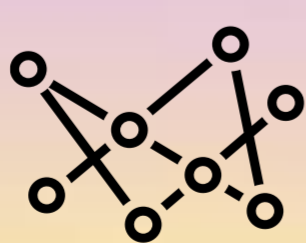
- Choose an exam question or a series of questions linked to the topic.
- Answer the question[s] using the timing of about 1 mark per minute. Be strict with yourself.
- When the time is up finish off the question in a different colour.
- Go back to your notes and add / annotate your answer with things you missed in a third colour

THEY ARE BRAVE



A fear of failure will stop you from trying new things that can improve your learning. Don't be afraid to ask questions, take risks, and experience new things.

THEY MAKE CONNECTIONS



Look for the connections between your different subjects, to what is happening in the world around you. This will reinforce what you are learning and show its relevance.

THEY LOOK AFTER THEMSELVES




You will not be able to learn if you are not well. Get a good night's sleep, eat well, exercise and take time to relax. If you are struggling reach out.

THEY ARE PROACTIVE



Go beyond the tasks set by your teacher, seek out information to add to what is taught in the lesson. Listen to podcasts, watch documentaries, read around your subject and ask questions.

THEY ARE NOT PERFECT



No one is perfect and trying to be can limit your success and affect your health. Acknowledging your areas of weakness can help you to improve as well as focus your revision and study.